

Store Pickup - Magento 2

- [Installation](#)
- [Backend Configuration \(Admin side\)](#)
- [Backend Functionality](#)
- [Frontend Functionality](#)
- [API](#)
- [Demo](#)
- [FAQs](#)
- [Support](#)
- [Additional Services](#)



Installation



You will require to install MageDelight Base Extension first. If it is not installed then please download it from <https://www.magedelight.com/pub/extensions/magedelight-base.zip> and unzip the package file into the root folder of your Magento 2 installation.



Before installing the extension, please make sure to **Backup your web directory and store database**



You will require to install MageDelight Base Extension first. If it is not installed then please download it from <https://www.magedelight.com/pub/extensions/magedelight-base.zip> and unzip the package file into the root folder of your Magento 2 installation.



Root Directory is - "**app/code/magedelight/#YourExtensionName#**"

- Unzip the extension package file into the root folder of your Magento 2 installation.
- Connect to SSH console of your server:
 - Navigate to the root folder of your Magento 2 setup
 - Run command as per below sequence,

```
php bin/magento setup:upgrade
```

```
php bin/magento setup:di:compile
```

```
php bin/magento setup:static-content:deploy
```

```
php bin/magento cache:clean
```

- log out from the backend and log in again



If you are using Magento 2.3 or later then you do not need to activate license. Extension will be activated with silent activation mechanism and does not require activation keys to be entered manually.

Backend Configuration (Admin side)

General

Enable Store Pickup
[store view]

Yes

Check product availability at store on checkout page
[store view]

Yes

Access To Guest Customer
[store view]

Yes

If set to NO customer will no longer place order using store pickup.

Show Stores On Product Page
[store view]

Yes

If set to YES customer can see available stores on product page..

- **Check product availability at store on checkout page:** Set "Yes" to check if product is available at store or not. If product is not available then it will not show store in pickup selection. Please note that, this option will not managing any stock/inventory at store.
- **Access to Guest Customer:** Set access limit to allows store locator to guest customer or not.
- **Show Stores On Product Page:** Set "Yes" to show list of stores on product details page. On click of "Show pickup points", it will show list of stores in popup box.

Date And Time Settings

Enable Pickup Date

[store view]

Yes



Enable Pickup Date on Frontend

Enable Time Slot

[store view]

Yes



Time Interval

[store view]

30 Minute



- **Enable Pickup Date:** Set "Yes" to enable pickup date while checkout process. Customer can select date to pickup product from store.
- **Enable Time Slot:** Set "Yes" to enable time slot selection on front-end while checkout process. Customer can select time to pickup product from store.
- **Time Interval:** Select time interval between time slots. It will keep duration of selected interval minutes while showing time slots.

Import and Export



- Keep **Storelocator Id** blank for insert new store where as mentioned **Storelocator Id** will update record.
- For **Status** write **0** for **Disable** & **1** for **Enable**
- In **Store Id** column add coma separated value Like **0, 1, 2**

Export
[global]

Export CSV

Import
[store view]

Choose File

No file chosen

Upload Only .CSV File

- **Export:** Click on "Export" button to export CSV file of all stores.
- **Import:** Click on "Import" to import stores manually, the exported CSV file can be used for the sample CSV file.

Delivery Pin Settings

Enable Delivery Pin

[store view]

Yes

Enable Delivery Pin

Display Delivery PIN In

[store view]

Both

Generate Auto-shipment on PIN

validation

[store view]

Yes

Allow force shipment generation




[store view]

Yes

- **Enable Delivery Pin:** Set as "Yes" to enable delivery PIN.
- **Display Delivery PIN In:** Set delivery PIN display either only in email or My account section or both.
- **Generate Auto-shipment on PIN validation:** Set "Yes" to generate shipment when admin validate delivery PIN.
- **Allow force shipment generation:** Set "Yes" to generate shipment forcefully without verifying delivery PIN.

Backend Functionality

Manage Store

 admin

Add new Store

Search by keyword

Filters

Default View




Columns

Actions

3 records found

20 per page

1 of 1

	ID	Store Name	StoreImage	URL Key	Longitude	Latitude	Country	Status	Action
<input type="checkbox"/>	1	India Branch		store-india	72.5304155	23.032265	India	Enable	Select
<input type="checkbox"/>	2	UK Branch		store-uk	21412421421	987654321	United Kingdom	Enable	Select
<input type="checkbox"/>	3	USA Branch		store-usa	72.5632465	987654321	United States	Enable	Select

With manage stores you can create multiple store with store information like address, working days, hours and products available for that store.

Store Information

Status

☐ No

Store Name *

Store Email *

Store View *

All Store Views

Main Website

Main Website Store

Default Store View

Magestore view

URL Key

- **Status:** Select "Yes" to enable store on front-end.
- **Store Name:** Provide store name to be displayed on front-end.
- **Store Email:** Provide store email to receive email notifications on order placed for self pickup.
- **Store View:** Select store views to enable store for pickup.
- **URL Key:** Provide URL key for store details.

Website URL

Facebook URL

Twitter URL


Show / Hide Editor


Paragraph


B


I


U
































Powered by TinyMCE

- **Website URL:** Provide website URL for store if any.
- **Facebook URL:** Provide Facebook page URL if any for the store.
- **Twitter URL:** Provide Twitter page URL if any for the store.
- **Description:** Provide description for the store.

Store Address

Address

Country *

State/Province

City *

Zipcode *

Telephone *

Longitude

Latitude

Store Image















Upload

Select from Gallery

Maximum file size: 2 MB. Allowed file types: JPG, GIF, PNG.

- **Address:** Provide store address line 1 and 2.
- **Country:** Select country name for the store.
- **State/Province:** Provide states name of the store.
- **City:** Provide city name of the store.
- **Zipcode:** Provide zipcode for the store.
- **Telephone:** Provide telephone/contact number of the store.
- **Longitude:** Provide longitude of the store to display marker on map.
- **Latitude:** Provide latitude of the store to display marker on map.
- **Store Image:** Upload physical store image.

Time Schedule

Days	Status	Open Time (Hour)	Open Time (Minute)	Close Time (Hour)	Close Time (Minute)	Action
Monday 	Open 	10 	0 	19 	15 	
Sunday 	Open 	8 	30 	11 	30 	
<div>Add Day</div>						

- **Days:** Select day to enable time slots.
- **Status:** Select day to set status of store either open or closed.
- **Open Time (Hour):** Select time in hour to specify store open time.
- **Open Time (Minute):** Select time in minutes to specify store open time.
- **Close Time (Hour):** Select time in hour to specify store close time.
- **Close Time (Minute):** Select time in minutes to specify store close time.

Meta Information

Meta Title

Meta Keywords

Meta Description

- **Meta Title:** Specify Meta Title for the store. This will help you to enable store presence on search engine.
- **Meta Keywords:** Specify Meta Keywords. Enter comma separated keywords to enable store presence on search engine.
- **Meta Description:** Specify Meta Description up to 150 characters. This will be displayed on search engine.

Products Of The Store



Apply the rule only if the following conditions are met (leave blank for all products).

If ALL of these conditions are TRUE :

SKU is

Search

Reset Filter

2046 records found

20 per page

< 1 of 103 >

<input type="checkbox"/>	ID	Type	Attribute Set	SKU	Product
Any	<input type="text"/>	<input type="text"/>	<input type="text"/>	<input type="text"/>	<input type="text"/>
<input type="checkbox"/>	1	Simple Product	Bag	24-MB01	Joust Duffle Bag
<input type="checkbox"/>	2	Simple Product	Bag	24-MB04	Strive Shoulder Pack
<input type="checkbox"/>	3	Simple Product	Bag	24-MB03	Crown Summit Backpack
<input type="checkbox"/>	4	Simple Product	Bag	24-MB05	Wayfarer Messenger Bag
<input type="checkbox"/>	5	Simple Product	Bag	24-MB06	Rival Field Messenger

- **Products Of The Store:** Select the products available at the store.

Manage Holiday



admin

Add Holiday

Search by keyword



Filters



Default View



Columns

Actions

2 records found

20

per page

<

1

of 1

>

<input type="checkbox"/>	ID	Holiday Name	Status	Start From	End To	Action
<input type="checkbox"/>	2	Black Friday	Disable	Nov 29, 2019	Nov 29, 2019	Select
<input type="checkbox"/>	1	Thanks Giving	Enable	Nov 27, 2019	Nov 27, 2019	Select

- With manage stores you can create multiple store with store information like address, working days, hours and products available for that store.

New Holiday

[← Back](#)[Save and Continue Edit](#)[Save holiday](#)Status * ☐ No

Holiday Name *

Allow Specific Stores? *

-- Please Select --

From *

To *

Yearly Repetitive

☐ No

If Yes then selected same date will be disabled for next year.

[Show / Hide Editor](#)Paragraph **B** *I* U                                                          

Payment & Shipping Method

Payment Information

Check / Money order

The order was placed using USD.

Shipping & Handling Information

**Storepickup - StorePickup Pickup-Date: 2020-08-03
16:00:00 \$10.00**

Store Pickup Information

Store Name	New York
Pickup Address	New York New York 12 Smith St, New York, New York, 12345 United States T: 09123456789
Pickup Date	2020-08-03 16:00:00

- Delivery and Shipment information, Store Address under order history section of admin panel.

Verify Delivery Pin

Enter Pin :

Verify Pin

- Admin need to generate shipment to complete order. While generation of shipment, admin have to verify delivery PIN provided by customer.

Frontend Functionality

Push It Messenger Bag

★★★★☆

3 Reviews

Add Your Review

\$45.00

IN STOCK

SKU#: 24-WB04

View Pickup Points

- Find "View Pickup Points" button to see all the store where product is available.

Available Pickup Points

UK Branch

10th Floor Primrose Garden,
Dahid west, London, London,
SW1W 9RP

United Kingdom

USA Branch

10th Floor Primrose Garden,
London west, Leeds, Gujarat, LS13
4JA

United States

- List of Store/Pickup points on store front.

\$5.00

Store Pickup

Best Way

Select Store

UK Branch

Store Name UK Branch

Store Address

10th Floor Primrose Garden, Dahid west
London, SW1W 9RP
London, United Kingdom
9898520052

[More about store >>](#)
[View Store on Google Map >>](#)

Pickup Date

2019-11-29

Select Time

10:00

- Store Pickup on checkout page as shipping methods.



USA Branch

chirag.patel@magedelight.com

10th Floor Primrose Garden, London west

Leeds, LS13 4JA

Gujarat, United States

9898520052

[Website](#) | [Facebook](#) | [Twitter](#)

Lorem Ipsum is simply dummy text of the printing and typesetting industry. Lorem Ipsum has been the industry's standard dummy text ever since the 1500s, when an unknown printer took a galley of type and scrambled it to make a type specimen book. It has survived not only five centuries, but also the leap into electronic typesetting, remaining essentially unchanged. It was popularised in the 1960s with the release of Letraset sheets containing Lorem Ipsum passages, and more recently with desktop publishing software like Aldus PageMaker including versions of Lorem Ipsum.

[View Store on Google Map](#)

- Store Details in popup box on check of "More about store" button clicks.

Order Information

Shipping Address	Shipping Method	Billing Address	Payment Method
New York New York 12 Smith St, New York, New York, 12345 United States T: 09123456789	Storepickup - StorePickup, Pickup-Date: 2020-08-03 16:00:00 Delivery Pin: 4776	Veronica Costello 6146 Honey Bluff Parkway Calder, Michigan, 49628- 7978 United States T: (555) 229-3326	Check / Money order

- Customer can see store pickup address and delivery PIN under Customer My Accounts >> View Orders section.



On selection of store pick up as shipping method during checkout you can not keep billing address same as shipping address. Shipping method would be updated to store address when you select store pickup as shipping method.

API



Please use SWAGGER to get detailed information of parameters.

<https://storepickup.m2.demo.magedelight.com/swagger>

Get store locator view by id: rest/V1/magedelight-storelocator/

storelocator/:storelocatorId

Sample Data

```
{
  "storelocatorId": "1"
}
```

Delete store locator: storelocator/:storelocatorId

Sample Data

```
{
  "storelocatorId": "1"
}
```

Save store locator: storelocator

Sample Data

```
{
  "storelocator": "",
  "storename": "jdoe@example.com",
  "storeemail": "jack@gmail.com",
  "store_ids": 0,
  "address": "Lower Killeens Road",
  "country_id": "IE",
  "region_id": 0,
  "city": "Lower Killeens",
  "zipcode": "T23 CC66",
  "url_key": "jack"
}
```

Get store locator view: storelocator/search

Sample Data

```
{
  searchCriteria[filter_groups][0][filters][0][field]: "storelocator_id"
  searchCriteria[filter_groups][0][filters][0][value]: "6"
}
rest/V1/magedelight_storepickup/
```

Endpoint: rest/V1/magedelight_storepickup/

Get store Time information: guest-carts/:storelocatorId/get-store-time-information

Sample Data

```
{
  "dateVal": "01-11-2021",
  "storeVal": 6
}
```

Get store holiday information: guest-carts/:storelocatorId/get-store-holiday-information

Sample Data

```
{
  "storelocatorId": "1"
}
```

Get store information by id: guest-carts/:storelocatorId/get-store-information-by-id

```
{
  "storelocatorId": "1"
}
```

Get all store information:guest-carts/get-store-information

Sample Data

```
{  
  "No parameter required because Api is GET method".  
}
```

Demo

[Click here](#) to visit frontend.

[Click here](#) to visit backend admin panel.

FAQs

[Click here](#) to visit FAQs.

Support

[Click here](#) to raise a support ticket using your MageDelight account.

Additional Services

[Click here](#) to get the customized solution for this extension.

Thank you for choosing **MageDelight!**
