

Advanced Custom Option - Magento 2

- [Installation](#)
- [Backend Configuration \(Admin side\)](#)
- [Backend Functionality](#)
 - [Manage Option Template](#)
 - [Template Information](#)
 - [Product Selection](#)
 - [Customizable Options](#)
 - [Export Matrix Data](#)
 - [Import Matrix Data](#)
 - [Custom Options for Individual Products](#)
- [Frontend Functionality](#)
 - [Dependent Custom Options](#)
 - [Default selected Custom Option](#)
 - [One time Custom Option](#)
 - [Custom Options with Absolute Price](#)
 - [Custom Options Swatches](#)
 - [Custom Options with Custom Quantity Input Box](#)
 - [Manage Stock with Matrix Method](#)
- [Demo](#)
- [FAQs](#)
- [Support](#)
- [Additional Services](#)



Installation

i To use this extension, you will require to install MageDelight Base Extension first. If it is not installed then please download it from <https://www.magedelight.com/extensions/magedelight-base-extension.zip> and unzip the package file into the root folder of your Magento 2 installation.

! Before installing the extension, please make sure to **Backup your web directory and store database**

- Unzip the extension package file into the root folder of your Magento 2 installation.
- Connect to SSH console of your server:
 - Navigate to the root folder of your Magento 2 setup
 - Run command as per below sequence,

```
php -f bin/magento setup:upgrade
```

```
php -f bin/magento module:enable Magedelight_CustomOptions
```

```
php -f bin/magento setup:static-content:deploy
```

- Flush store cache
- log out from the backend and log in again

Backend Configuration (Admin side)

Advanced Custom Option Configuration

Enable Is Default [store view]	Yes	▼
Enable Custom Options Cost [store view]	Yes	▼
Enable Custom Options Absolute Cost [store view]	Yes	▼
Enable Custom Options Weight [store view]	Yes	▼
Enable Custom Options Absolute Weight [store view]	Yes	▼
Enable Custom Options Absolute Price [store view]	Yes	▼
Enable One Time Custom Options [store view]	Yes	▼
Enable Option Description [store view]	Yes	▼
Enable Option Description Mode [store view]	Tooltip	▼
Enable Option's Value Description [store view]	Yes	▼
Enable Custom Option Swatches [store view]	Yes	▼
Enable Custom Options Quantity Input [store view]	Yes	▼
Enable Manage Stock [store view]	Yes	▼
Enable Custom Option Quantity [store view]	Yes	▼
Enable Dependency [store view]	Yes	▼
Enable Matrix for manage stock	Yes	▼

- **Enable Is Default:** Select "Yes" to enable "Is Default" option while creating custom options using template and individual product page.
- **Enable Custom Options Cost:** Select "Yes" to enable "Custom Options Cost" option while creating custom options using template and individual product page.
- **Enable Custom Options Absolute Cost:** Select "Yes" to enable "Custom Options Absolute Cost" option while creating custom options using template and individual product page. It allows merchants to set cost as absolute, it will not be displayed on front-end but used for reporting purpose in back-end
- **Enable Custom Options Absolute Price:** Select "Yes" to enable "Custom Options Absolute Price" option while creating custom options using template and individual product page. It allows merchants to set price as absolute, so users will get at flat rate set by the merchant
- **Enable One Time Custom Options:** Select "Yes" to enable "One Time Custom Options" option while creating custom options using template and individual product page. It allows merchants to set option is one time or not
- **Enable Option Description:** Select "Yes" to enable "Option Description" option while creating custom options using template and individual product page. It allows merchant to add description for custom options
- **Enable Option's Value Description:** Select "Yes" to enable "Option's Value Description" option while creating custom options using template and individual product page. It allows merchant to add description for custom options description for value
- **Enable Custom Option Swatches:** Select "Yes" to enable "Custom Option Swatches" option while creating custom options using template and individual product page. It allows merchant to set options as swatches for custom options value
- **Enable Custom Options Quantity Input:** Select "Yes" to enable "Custom Options Quantity Input" option while creating custom options using template and individual product page. It allows merchant to make quantity editable for customer
- **Enable Manage Stock:** Select "Yes" to enable "Manage Stock" option while creating custom options using template and individual product page. It allows merchant to manage stock quantity for custom options value
- **Enable Custom Option Quantity:** Select "Yes" to enable "Custom Option Quantity" option while creating custom options using template and individual product page. It allows merchant to set quantity of products
- **Enable Dependency:** Select "Yes" to enable "Dependency" option while creating custom options using template and individual product page. It allows merchant to set custom options depends on another custom options
- **Enable Matrix for manage stock:** Select "Yes" to enable "Matrix for manage stock" option while creating custom options using template and individual product page. It allows merchant to set quantity as per custom option's value. It will allows advanced stock management to merchant



For example, There is product ABC and it has variant in two color (C1, C2) and two size (S1, S2) then merchant can keep stock for each color and size combinations.

ABC => C1 => S1 = 10 PCs,

ABC => C1 => S2 = 20 PCs,

ABC => C2 => S1 = 15 PCs,

ABC => C2 => S2 = 100 PCs.

Custom Option Inventory Configuration

Enable Option Inventory on Front-end

[store view]

Yes

Display Out Of Stock message

[store view]

Yes

Out-Of-Stock options

[store view]

Hide

- **Enable Option Inventory on Front-end:** Select "Yes" to enable "Inventory on Front-end" for custom options. You will find this option while creating custom options using template and individual product page. If it is enable then only customer will able to see stock quantity on front-end
- **Display Out Of Stock message:** Select "Yes" to enable "Out Of Stock message" for custom options. You will find this option while creating custom options using template and individual product page. If it is enable then only customer will able to see out of stock message on front-end
- **Out-Of-Stock options:** Merchant can hide or disable option. If set as "Hide" then the value of custom option will be hide if stock is not available. If set as "Disable" then value of custom option will be shown on front-end but it will not be selected by customer as it displayed as disabled

Backend Functionality

Manage Option Template

Manage Option Templates

admin

Add New Option Template

Filters

Default View

Columns

Export

Actions

1 records found

20 per page

1 of 1

	ID	Title	Active	Action
<input type="checkbox"/>	105	Custom Option Simple	Yes	Select

- Merchant can design ready template to apply for products by single click. All designed templates will be listed here. Merchant can edit, delete, filter and sort templates from here Merchant can create new template from here by clicking on "Add New Option Template" button on top right corner. On click, customer will be redirected to new page

New Option Template

61

demo

Back

Reset

Save and Continue Edit

Save Templates

Template Information

Title *

Enter full name here

Template Information

- **Title:** Specify title for the template

New Option Template

[← Back](#)[Reset](#)[Save and Continue Edit](#)[Save Templates](#)

Products Selection



Product Options

Product grid 

Product grid

[Search](#)[Reset Filter](#)

2087 records found

20 



per page



1

of 105



	ID	Name	SKU	Price
Any 	<input type="text"/>	<input type="text"/>	<input type="text"/>	<div>From <input type="text"/></div> <div>To <input type="text"/></div>
<input type="checkbox"/>	1	Joust Duffle Bag	24-MB01	\$34.00
<input type="checkbox"/>	2	Strive Shoulder Pack	24-MB04	\$32.00
<input type="checkbox"/>	3	Crown Summit Backpack	24-MB03	\$38.00

Product Selection

- Select products from grid. It will allow template to apply on selected products. It will create custom options for selected products

New Option Template

[← Back](#)[Reset](#)[Save and Continue Edit](#)[Save Templates](#)

Customizable Options



Absolute Cost

☐ No

Absolute Weight

☐ No

Absolute Price

☐ No




Custom options let customers choose the product variations they want.



[Add Option](#)

1

of 1



  New Option 

Option Title *	Option Type *	Required	One Time	Qty Input	Is Swatch	Description
<input type="text"/>	Field 	<input checked="" type="checkbox"/>	<input type="checkbox"/> No	<input type="checkbox"/>	<input type="checkbox"/>	<div><div></div></div>
Price	Price Type	SKU	Max Characters	Cost	Weight	
<input type="text"/>	Fixed 	<input type="text"/>	<input type="text"/>	<input type="text"/>	<input type="text"/>	<input type="text"/>

Customizable Options

- **Absolute Cost:** When enabled, the custom option's cost fully replaces the initial product's cost. This may be important as it allows calculating the net profit correctly.
- **Absolute Weight:** Switch to "Yes" to set weight as absolute
- **Absolute Price:** Switch to "Yes" to set price as absolute
- **Add Options:** Click to add below options to template, you can add multiple custom options
 - **Option Title:** Specify title for option
 - **Option Type:** Select type of option like text, dropdown, radio button, checkbox, file, etc
 - **Required:** Check if you want to make this option required for input
 - **One Time:** Select "Yes" if you want to make this option for one time only
 - **Qty. Input:** Check if you want to allow customer to enter quantity
 - **Is Swatch:** Check if you want to display value like swatch
 - **Description:** Specify description for the custom options
 - **Price:** Specify price for the custom option
 - **Price Type:** Select price type either fixed or percentage for the custom option
 - **SKU:** Specify SKU for the custom option
 - **Max Characters:** Specify maximum character you want to allow to enter by customer
 - **Cost:** Specify cost for the custom option
 - **Weight:** Specify weight for the custom option

New Option

Option Title *
Option Type *
Required
One Time
Qty Input
Is Swatch
Description

File
☒
☐ No
☐
☐

Price
Price Type
SKU
Compatible File Extensions *
Maximum Image Size
Cost
Weight

\$
Fixed
 px.
 px.
\$
lbs

Enter separated extensions, like: png, jpg, gif.
Please leave blank if it is not an image.

- **Option Type:** Select type of option - File
 - **Compatible File Extensions:** Specify compatible file extensions separated by comma
Enter separated extensions, like: png, jpg, gif.
 - **Maximum Image Size in pixel:**

Please leave blank if it is not an image.

New Option

Option Title *
Option Type *
Required
One Time
Qty Input
Is Swatch
Description

Drop-down
☒
☐ No
☐
☐

Title *
Price *
Price Type
SKU
Quantity
Manage Stock
Cost *
Weight *
Description
Is Default

\$
Fixed

☐ No
\$
lbs
☐ No

Add Value

Dependency

- **Option Type:** Select type of option - Drop Down or Radio Button or Checkbox or Multi Select
 - **Option Title:** Specify title for option
 - **Price:** Specify price for the custom option
 - **Price Type:** Select price type either fixed or percentage for the custom option
 - **SKU:** Specify SKU for the custom option
 - **Quantity:** Specify quantity for the custom option
 - **Manage Stock:** Switch to "Yes" if you want to manage stock
 - **Cost:** Specify cost for the custom option
 - **Weight:** Specify weight for the custom option
 - **Description:** Specify description for the custom options
 - **Is Default:** Switch to "Yes" if you want to set this option as default option
 - **Dependency:** Specify dependency if another custom option's value is dependent on current option

Dependant Options

Continue Edit

Add Parent Option(s): Model - Iphone X

Product Options Select	Product Options Value	
Color	Gold	
Color	Red	
Capacity	64GB	
Capacity	256GB	

- **Add Parent Options:** On click of "Add" you will find value added for parent custom options, you can map this as per your need as shown in above image

New Option

Option Title *

Option Type *

Required

One Time

Qty Input

Is Swatch

Description

Price

Price Type

SKU

- **Option Type:** Select type of option - Date
 - **Price:** Specify price for the custom option
 - **Price Type:** Select price type either fixed or percentage for the custom option
 - **SKU:** Specify SKU for the custom option

Export Matrix Data

Export Matrix Data

📘 Please check var/log/matrixexport.log for export details.

ProductOptions * Product grid ▾

Product grid

Search Reset Filter 2087 records found 20 ▾ per page < 1 of 105 >

<input type="checkbox"/>	ID ▾	Name	SKU	Price
Any ▾	<input type="text"/>	<input type="text"/>	<input type="text"/>	<input type="text"/>
<input type="checkbox"/>	1	Joust Duffle Bag	24-MB01	\$34.00
<input type="checkbox"/>	2	Strive Shoulder Pack	24-MB04	\$32.00

Export

- Admin can export Matrix Data from,

Advanced Custom Option >> Export Matrix Data

- Admin can export CSV file for selected products only if matrix data is available

Import Matrix Data

🔍 🔔 👤 admin ▾

Import

Upload CSV Upload

- Admin can import matrix data from,

Advanced Custom Option >> Import Matrix Data

📘 Only CSV file is supported for import

⚠ Merchant can only update quantity for existing matrix data, new matrix data can not be inserted using this functionality

Custom Options for Individual Products

To set custom options for individual product, please move to,

Joust Duffle Bag

← Back to register or connect an account


Add Attribute

Save

Customizable Options 



Custom Options Template



Absolute Cost

☐ No

Absolute Weight

☐ No

Absolute Price

☐ No

Enable Matrix for manage stock

☐ No

- **Custom Options Template:** Please select predefined template to apply for the product. Please visit, [here](#) to find rest of options descriptions

Frontend Functionality

Dependent Custom Options

[Home](#) > [Iphone](#)



Iphone

Iphone

Be the first to review this product

\$900.00

IN STOCK
SKU#: Iphone

Model *

-- Please Select --

Qty

1

ADD TO CART

 ADD TO WISH LIST  ADD TO COMPARE
 EMAIL

- Please find custom option - Model in above screenshot, on selection of model you will find dependent option

[Home](#) > [Iphone](#)



Iphone

Iphone

Be the first to review this product

\$920.00

IN STOCK
SKU#: Iphone

Model *

Iphone X +\$10.00

Capacity *

64GB +\$10.00

Color *

Silver

Qty

1

- Capacity and Color drop down is dependent on Model, so you will find on selection of model.

Default selected Custom Option

[Home](#) > [Overnight Duffle](#)



Image

Overnight Duffle



3 Reviews

[Add Your Review](#)

\$45.00

IN STOCK
SKU#: 24-WB0

Material *

Leather

Color *

Brown

Qty

1

ADD TO CART

[ADD TO WISH LIST](#)

[ADD TO COMPARE](#)

[EMAIL](#)

- This is custom option with default selected values from all available options

One time Custom Option



Image

Quest Lumaflex™ Band



3 Reviews

[Add Your Review](#)

\$29.00

IN STOCK

SKU#: 24-UG01


Material *

Leather +\$10.00 (10)


Qty

1

ADD TO CART

 [ADD TO WISH LIST](#)

 [EMAIL](#)

 [ADD TO COMPARE](#)

- You can see one time custom option as shown in above image, here Material is one time option. You can see available quantity for selected value.

Custom Options with Absolute Price



Image

Push It Messenger Bag



3 Reviews

[Add Your Review](#)

\$15.00

IN STOCK

SKU#: 24-WB04

Bag Style *

☐ Messenger + \$30.00

☒ Laptop + \$15.00

Material *

☐ Nylon + \$25.00

☐ Polyester + \$20.00

Qty

1

ADD TO CART

- Above image shows product with Absolute Price, Product's price will be replaced with absolute price as per selected options value.

Custom Options Swatches



Image

Affirm Water Bottle



1 Review

[Add Your Review](#)

\$7.00

IN STOCK

SKU#: 24-UG06



Capacity *

750 ml 1 litre 2 litre

Qty

1

ADD TO CART

 [ADD TO WISH LIST](#)
 [EMAIL](#)

 [ADD TO COMPARE](#)

- Above image shows custom option as swatches, customer can select anyone swatch at a time.

Custom Options with Custom Quantity Input Box



Dual Handle Cardio Ball



2 Reviews

[Add Your Review](#)

\$12.00

IN STOCK

SKU#: 24-UG07

Material *

Plastic

Qty: 3

Color *

Red

Qty

5

- Above image shows custom option with input boxes, here customer can enter quantity in textbox.

Manage Stock with Matrix Method



Image

Compete Track Tote



2 Reviews

[Add Your Review](#)

\$32.00

IN STOCK

SKU#: 24-WB02

✓ Available Qty : 10

Material *

Nylon

Color *

Red

Qty

1

ADD TO CART

- Above image shows custom option with Matrix Method (Managed Stock), customer can see the stock for the selected value combination

Demo

[Click here](#) to visit frontend.

[Click here](#) to visit backend admin panel.

FAQs

[Click here](#) to visit FAQs.

Support

[Click here](#) to raise a support ticket using your MageDelight account.

Additional Services

[Click here](#) to get the customized solution for this extension.

Thank you for choosing [MageDelight](#)!