

Product Bundled Discount - Magento 2

- [Installation](#)
- [License Configuration](#)
- [Backend Configuration \(Admin side\)](#)
- [Backend Functionality](#)
- [Frontend Functionality](#)
- [Demo](#)
- [FAQs](#)
- [Support](#)
- [Additional Services](#)



Installation



You will require to install MageDelight Base Extension first. If it is not installed then please download it from <https://www.magedelight.com/pub/extensions/magedelight-base.zip> and unzip the package file into the root folder of your Magento 2 installation.



Before installing the extension, please make sure to **Backup your web directory and store database**



You will require to install MageDelight Base Extension first. If it is not installed then please download it from <https://www.magedelight.com/pub/extensions/magedelight-base.zip> and unzip the package file into the root folder of your Magento 2 installation.



Root Directory is - "**app/code/magedelight/#YourExtensionName#**"

- Unzip the extension package file into the root folder of your Magento 2 installation.
- Connect to SSH console of your server:
 - Navigate to the root folder of your Magento 2 setup
 - Run command as per below sequence,

```
php bin/magento setup:upgrade
```

```
php bin/magento setup:di:compile
```

```
php bin/magento setup:static-content:deploy
```

```
php bin/magento cache:clean
```

- log out from the backend and log in again



If you are using Magento 2.3 or later then you do not need to activate license. Extension will be activated with silent activation mechanism and does not require activation keys to be entered manually.

License Configuration



License activation is not required for extension purchased from Magento Marketplace.

After successful installation of Product Bundled Discount extension, you are now required to configure the license key in the admin configuration section. You can set it from:

Step 1: Go to, Admin Control Panel > Stores > Configuration > Magedelight > Product Bundled Discount > License Configuration.

You will find two text boxes asking for Serial Key and Activation Key, which you received on email upon the purchase of extension. See screenshot below:

License Configuration

Serial Key
[store view]

Activation Key
[store view]

- **Serial Key:** Enter Serial Key
- **Activation Key:** Enter Activation Key

Step 2: Expand “General Configuration” tab, you will find a list of domains for which license is purchased and configured, now select the domain you are going to use, you can select multiple domains by clicking “Ctrl + Select”.

General Configuration

Select Website
[website]

www.MageDelight.com
www.krishtechlabs.com
www.rocketbazaar.com

Please save serial and activation keys to get the available options.

Step 3: Now, select “Yes” from “Enable Module” to enable extension and again click on “Save Config” button on the top right.

General Settings

Enable Module
[store view]

Yes

Backend Configuration (Admin side)

Go to Admin Control Panel > Bundle Discount > Configurations > Magedelight > Product Bundle Discount > General Configurations.

General Configuration

Enable On Frontend
[store view]

Yes

This option will enable/disable bundle promotion on frontend.

Enable Bundle Promotion On Cart
Page
[store view]

Yes

Bundle Promotion Display
[store view]

Base & Child Products

- **Enable On Frontend:** This option will enable/disable, whole bundle promotion functionality from frontend. Default value is enabled.

- **Enable Bundle Promotion on Cart Page:** This will enable bundled promotion on cart page. If any product in cart has bundled promotion as main product, bundled promos will be listed on cart page same as upsell product on cart.
- **Bundle Promotion Display:** It contains two options - Base Products Only and Base & Child Products. This option will manage which products to show the bundle-promotion list on product page. If Selected **Base Product Only**, Promo list will be listed only with Base Product. If Base & Child is set, promos will be listed on both base and child products.

Bundle Promotions Page Configuration

Enable Bundle Listing On Frontend
[store view]

Yes ▼

This option will enable bundle promotion list page.

Enabled Bundle discount On
[website]

Top Links ▼

Top Link Title
[store view]

Bundle Promotions

This is the title of the link displayed on the top link area on frontend.

Header Title
[store view]

Bundled discounts

This is the title of the header of bundle promotion sections.

Bundle Promotion Page Url Key
[store view]

bundle-discounts

This is the key of bundle promotion page url.

Bundle Promotion Page Url Suffix
[store view]

.html

This is the url suffix for bundle promotion page. For example ".html" etc.

Bundle Promotion Page Layout
[store view]

1 column ▼

This is the layout of bundle promotion page for customer.

Bundle Promotion Discount Label
[store view]

Bundle Promotions fef

Cart totals label for discount area.

- **Enable Promotion List Page:** Enable/Disable options to be shown on promo list page on the frontend or not.
- **Top Link Title:** Link title for bundle promotion list page.
- **Header Title:** Page Title of bundle Promotion list page.
- **Bundle Promotion Page URL Key:** URL key to set SEO friendly URL.
- **Bundle Promotion Page URL Suffix:** URL suffix.
- **Bundle Promotion Page Layout:** Allows you to select page layout for promotion page.
- **Bundle Promotion discount label:** You can set discount label with regional language.

Import Export

Export
[store view]

Export CSV

Import
[store view]

Choose File

No file chosen

- **Export:** Export button will export all the bundled promotions created to CSV file.
- **Import:** It allows you to import CSV file to create bundled promotions. This would help admin to create promotions in mass. It includes all options requires to create bundled promotions.

	A	B	C	D	E	F	G	H	I	J	K	L	M	N	O
1	base_sku	bundle_name	base_qty	discount_type	discount_price	status	exclude_base_product	sort_order	store_ids	customer_groups	start_from	ends_on	item_sku	item_qty	item_sort_order
2	hde013	Compact mp3 Offer	1	Percentage	10	1		0	1 default,frer	NOT LOGGED IN,G	10/1/2014	10/29/2015	hde011	1	1
3													hde012	1	2
4	hbm010	The Fire - Book & Music	1	Fixed	10	1		0	1 default,frer	NOT LOGGED IN,G	10/1/2014	10/29/2015	hbm000	1	1
5													hbm001	1	2
6	wsd005c	Perfect lady offer	1	Percentage	15	1		0	2 all	NOT LOGGED IN,G	10/1/2014	10/29/2015	ace001	1	1
7													aws000c	1	0
8															
9															
10															

Please find above attached sample screenshot of CSV file format.

Backend Functionality

Go to Admin Panel Control > Catalog > product and then select product for which bundle promotions to be added and then select Bundle Promotions tab.

Add New Bundle

Bundle Name

Base Product Qty

Delete Bundle

Enable From

Enable To

Bundle Type
Fixed

Discount Type
Fixed

Discount Price *

Ignore Base Product From Discount
No

Bundle Keywords

Bundle Tags

Men
Men Stylish Tops

Women
Summer Collection

Children

Status *
Enabled

Sort Order *

Customer Groups *
NOT LOGGED IN
General
Wholesale
Retailer

Store View *
Main Website
Main Website Store
Default Store View
English
France

Add Product

- **Bundle Name:** This is the bundle name to identify the bundle. This is not a mandatory option, it could be blank.
- **Start From:** Select date from when the bundle should be visible to the customer.
- **End On:** Select date up till which this bundle option could be visible to customer.

- **Bundle Type:** You can select Fixed or Flexible options
 - **Fixed:** Specify fixed, if you do not want to allow selection of items to customer
 - **Flexible:** Specify flexible, if you want to allow selection of items to customer
- **Discount Type:** It has two options, Fixed and Percentage.
- **Discount Price:** Discounted amount, it can be based on the discount type.
- **Bundle Keywords:** Specify keywords to search bundle easily from search provided on dedicated bundle listing page
- **Bundle Tags:** Specify tags to be shown on bundle listing page to filter bundles
- **Ignore Base Product From Discount:** If it is yes, this would exclude the base product (current product) price from the discount.
- **Status:** Options to make bundle enabled or disabled.
- **Sort Order:** If product has multiple bundle promos, this would allow you to set the position. On the product list, promotions will be listed based on the set position.
- **Customer Group:** Here, with you can choose the customer group for which this promo will be enabled.
- **Store View:** It is the list of all available websites and stores, and you can choose multiple options for which the promo should be visible.

Please Select Products to Add
Add Selected Product(s)

Search
Reset Filter
2044 records found
20 per page
1 of 103

	ID ↑	Product Name	Attribute Set	Type	SKU	Price	Quantity to Add	Visibility
Any						From To		
<input type="checkbox"/>	2045	Erika Running Short	Bottom	Configurable Product	WSH12	\$45.00		Catalog, Search
<input type="checkbox"/>	2044	Erika Running Short-32-Red	Bottom	Simple Product	WSH12-32-Red	\$45.00		Not Visible Individually

- **Add Product:** This is the main part of whole extension. To choose products for promotions. By clicking this button you will get the list of product from where you can choose product to add from bundle.

Status *
Sort Order *
Customer Groups *
Store View *

Enabled
8
NOT LOGGED IN
Main Website
Main Website Store
Default Store View
English
France
Add Product

Name	Qty	Position	
Endurance Watch SKU: 24-MG01	1	0	
Cruise Dual Analog Watch SKU: 24-MG05	1	0	
Bolo Sport Watch SKU: 24-WG01	1	0	
Clamber Watch SKU: 24-WG03	1	0	

Product selection grid will also list all types of product except the group product. After select required products, add them to bundle options. That will create perfect bundle. With selected products you can set the position to set order in which those product should be displayed with bundle. You can also choose the number of quantity to be added to cart, to get the promotion offer.

Bundle Promos

demo

Filters

Default View

Columns

Select Items

5 records found

20

per page

<

1

of 1

>

	ID	Store View	Customer Groups	Bundle Name	Products	Discount	Status	Start From	End on	Created At	Action
<input type="checkbox"/>	2	Main Website Main Website Store Default Store View	NOT LOGGED IN General Wholesale Retailer	Exercise Kit	Name: Zing Jump Rope SKU: 24-UG04 Qty: 1 Name: Pursuit Lumaflex™ Tone Band SKU: 24-UG02 Qty: 1 Name: Go-Get'r Pushup Grips SKU: 24-UG05 Qty: 1 Name: Quest Lumaflex™ Band SKU: 24-UG01 Qty: 1	10%	DISABLED	Jun 15,2016	Jun 17,2021	Jun 15,2016	View
<input type="checkbox"/>	3	Main Website Main Website Store Default Store View	NOT LOGGED IN General Wholesale Retailer	Hoodie and Tshirt	Name: Chaz Kangaroo Hoodie SKU: MH01 Qty: 1 Name: Gobi HeatTec® Tee SKU: MS04 Qty: 1	\$15.00	ENABLED	Jun 15,2016	Jun 21,2018	Jun 15,2016	View
<input type="checkbox"/>	4	Main Website Main Website Store Default Store View	NOT LOGGED IN General Wholesale Retailer	Fitness Tank + Pant	Name: Sinbad Fitness Tank SKU: MT09 Qty: 1 Name: Supernova Sport Pant SKU: MP04 Qty: 1	5%	ENABLED	Jun 15,2016	Jun 22,2017	Jun 15,2016	View

List of bundle promotions

Admin can find all the promos at the one place, to make it easy to manage. For that go to,

Admin > Catalog > Bundle Promos

It contains the list of all bundle promotion offers with all basic information like, bundle name, allowed customer groups, allowed stores, Products(First would be the base product), Discount, Status, Start from and end to.

This will allows mass action to change status and delete selected bundles. Listed items holds link to the base product editing that will display the bundle promotion tab.

Frontend Functionality



Sinbad Fitness Tank

Be the first to review this product

\$29.00

IN STOCK
SKU#: MT09

Color



Size



Qty

1

Add to Cart

WISH LIST COMPARE EMAIL



Details

More Information

Reviews

Solid in color and construction, the 100% cotton-weave Sinbad Fitness Tank moves with you as you press, hold, crunch and stride your way to the ultimate you.

- Teal polyester tank.
- Premium fit tank top.
- Ultra lightweight.
- Naturally odor-resistant.

Bundle Promotions

Fitness Tank + Pant




5% discount.

Configure

Once you configured the extension and create bundle promotions for the required products based on your configured options, the promos will be listed on product details page. If you have configured for the base product only, the promo list will be listed only for base product, else it will list on both base and the child product details page.

[Home](#) > [Supernova Sport Pant](#)



Supernova Sport Pant

★★★★☆
[3 Reviews](#)
[Add Your Review](#)

\$45.00

IN STOCK
SKU#: MP04

Color

Black
Grey
Green


Size

32
33
34
36

Qty


Add to Cart


[WISH LIST](#)
[COMPARE](#)
[EMAIL](#)



Bundle Promotions

Fitness Tank + Pant

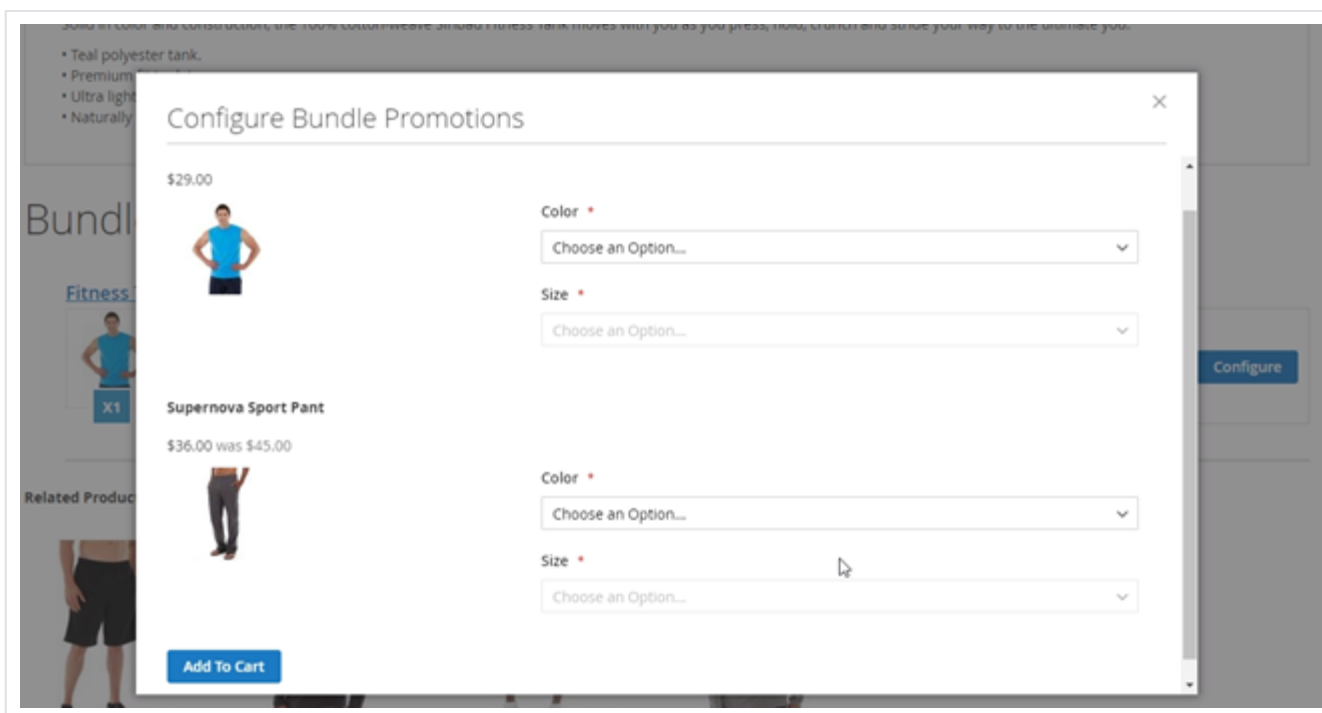

X1


X1

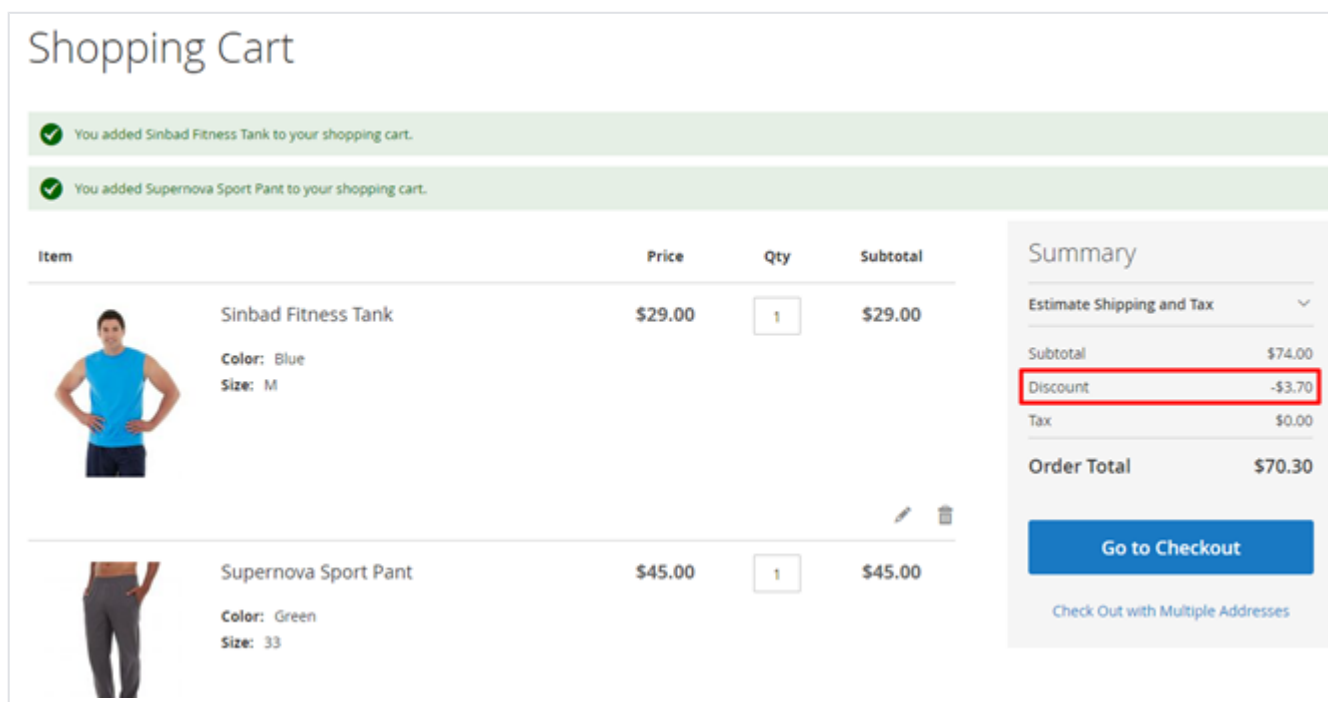
5% discount.

Configure


If an entire bundled promotion is created with all the simple products and does not have any required custom option for these products, this bundle will show simple add to cart button. This will add all products with configured quantity in to the cart. The best part of this extension is that, extension supports all type of product (except group type) with promotions. Hence, if you have added configurable, bundle product or if simple product has custom configuration options, it will show you configure button instead of add to cart. While you click on configure button, it will show you a popup box with list of all product options. Customer can configure required option in accordance with their requirement.




In the pop-up customer will ask for the custom/configuration options for all individual products, customer can choose required options and add it to cart.



Add To Cart: On adding promo products to the cart with required quantity and options, the discount will be automatically added to the cart, with titled “**Bundle Promotions Discount**”. If the **discount type** was configured **fix** for that promotion, it will give you discount with amount on total amount of those promo products. If the discount was configured **percentage type**, discount will be calculated based on percentage of total price of promo bundle products and deducted from the total amount.





[What's New](#)
[Women](#)
[Men](#)
[Gear](#)
[Training](#)
[Sale](#)


[Home](#)

Bundle Promotion

4 Items

Sort By

Latest




MEN

WOMEN

Search

Search

[Smart Hero Hoodie Pack](#)



X1


X1

X1

10% discount.

CONFIGURE

[Antonia Gift Pack](#)



X1

X1

X1

10% discount.

CONFIGURE

Bundle Promotion List Page: This is the best option to show all promos on the one place. Based on configuration link will be listed on top menu that will be a separate page to show list of all promotions. Here we will list down all promotions with filtering of allowed customer group and allowed stores for particular promotion.


Search and Filters for Bundles: You can filter bundles from options provided on top. You can search for bundle, too.



Selection for Bundle items: You can select items for bundle, please check above image for reference.

Page 11 of 12

Copyright © 2021. MageDelight. All Rights Reserved.

Shopping Cart

Item	Price	Qty	Subtotal
 Joust Duffle Bag	\$30.00	1	\$30.00







Update Cart

Apply Discount Code

Bundle Promotions

Bag Combo

X1 X1 X1

~~\$100.00~~ **\$80.00**
20% discount.
-\$20.00 discount on buying this offer.

Summary

Estimate Shipping and Tax

Subtotal	\$30.00
Tax	\$0.00
Order Total	\$30.00

Check Out with Multiple Addresses

Upsell bundled promotions: If admin has configured and enabled the option to show promotion bundled on cart as upsell or related promotion bundled. It would check if any product in cart is base product for any promotion bundled and that particular promotion bundled is not added to cart. Such promotional bundled would be listed on cart page as upsell bundled promotions.



Extension does not support checkout with multiple address.

Demo

[Click here](#) to visit frontend.

[Click here](#) to visit backend admin panel.

FAQs

[Click here](#) to visit FAQs.

Support

[Click here](#) to raise a support ticket using your MageDelight account.

Additional Services

[Click here](#) to get the customized solution for this extension.

Thank you for choosing **MageDelight!**