

Store Locator and Pickup - Magento 2

- [Installation](#)
- [Backend Configuration \(Admin side\)](#)
- [Backend Functionality](#)
 - [Manage Stores](#)
 - [Manage Holiday](#)
 - [Manage Tag](#)
 - [Store Pickup Shipping Method](#)
- [Frontend Functionality](#)
 - [Product available in store\(s\)](#)
 - [Store Pickup shipping method](#)
- [Demo](#)
- [FAQs](#)
- [Support](#)
- [Additional Services](#)



Installation



You will require to install MageDelight Base Extension first. If it is not installed then please download it from <https://www.magedelight.com/pub/extensions/magedelight-base.zip> and unzip the package file into the root folder of your Magento 2 installation.



Before installing the extension, please make sure to **Backup your web directory and store database**



You will require to install MageDelight Base Extension first. If it is not installed then please download it from <https://www.magedelight.com/pub/extensions/magedelight-base.zip> and unzip the package file into the root folder of your Magento 2 installation.



Root Directory is - "**app/code/magedelight/#YourExtensionName#**"

- Unzip the extension package file into the root folder of your Magento 2 installation.
- Connect to SSH console of your server:
 - Navigate to the root folder of your Magento 2 setup
 - Run command as per below sequence,

```
php bin/magento setup:upgrade
```

php bin/magento setup:di:compile

php bin/magento setup:static-content:deploy

php bin/magento cache:clean

- log out from the backend and log in again



If you are using Magento 2.3 or later then you do not need to activate license. Extension will be activated with silent activation mechanism and does not require activation keys to be entered manually.

Backend Configuration (Admin side)

General

Enable Storepickup

[store view]

Yes



Menu Link Title

[store view]

Store Pickup

Set link title, Default title is 'storelocator'

Display Menu Link

[store view]

Top Navigation



Access To Guest Customer

[store view]

Yes



Default Store Image

[store view]



Choose File

No file chosen



Delete Image

Allowed file types: jpeg, gif, png.

- **Enable Store locator:** Enable/Disable store locator extension.
- **Menu Link Title:** Store locator page link title.
- **Display Menu Link:** Where to show store locator link? Options can be Top Link or Top Navigation menu.
- **Access to Guest Customer:** Set access limit to allows store locator to guest customer or not.
- **Default Store Image:** You can upload default image to be shown, if particular store don't have uploaded store image.

Google Map

Google Map API Key

[\[store view\]](#)

AlzaSyC17wzmxfwqRcjVmbanfmsPGbT_Ngl2d7s

Map Marker Image

[\[store view\]](#)

Choose File

No file chosen

Allowed file types: jpeg, gif, png.

Facebook Comment API

Enable Facebook comment

[\[store view\]](#)

Yes

Facebook API key

[\[store view\]](#)

API Key

Locale

[\[store view\]](#)

English (United States)

- **Google Map API Key:** Defined Google map API key.
- **Map Marker Image:** You can upload Google map marker image if needs to show specific image. Else default google map marker image would be used.
- **Facebook Comment API:** Admin can enable/disable Facebook comment for users to write comment about own store to know their reviews.
- **Facebook API key:** admin needs to enter Facebook API key
- **Locale:** Locale would allow admin to change language of Facebook comment section only.

Store Search

Default Radius For Search

[\[store view\]](#)

10

Maximum Radius For Search

[\[store view\]](#)

Distance Unit

[\[store view\]](#)

Kilometers

Unit to measure distance between store and customer

- **Default Radius for Search:** You can define default radius of distance to be cover while searching store on Google map.
- **Maximum Radius for Search:** Set maximum radius limit user can search store from his current location.
- **Distance Unit:** Distance unit while search on Google map. Options can be Kilometers or Miles.

Store List View

Page Title
[store view]

Store Pickup

Page Url
[store view]

store-pickup

Page Url Suffix
[store view]

Meta Description
[store view]

Meta Keywords
[store view]

- **Page Title:** Store locator page title.
- **Page URL:** Store locator page URL.
- **Page URL suffix:** Store locator page URL suffix.
- **Meta data:** You can define meta data for store locator page.
- **Meta Keywords:** You can define meta keywords for store locator page.

Time Slot

Enable Time Slot
[store view]

Yes

Time Interval
[store view]

1 Hour

- **Enable Time Slot:** Enable time slot
- **Time Interval:** Define time interval.

Import and Export

Export
[store view]

Export CSV

Import
[store view]

Choose File

No file chosen

Import and Export: This facilitates import and export for bulk data for an extension.



You can export CSV file to find sample data file of Import

Backend Functionality

Manage Stores

Manage Stores

demo

Add New Store

Filters | Default View | Columns

Actions | 6 records found | 20 per page | 1 of 1

	Store Image	Store Name	Address	Longitude	Latitude	Region	City	Country	Status	Action
<input type="checkbox"/>		SMB	Lot S211A, Second Floor, Bandar Utama City Centre, No. 1,	101.61530300000004	3.14793	Selangor	Petaling Jaya	Malaysia	Enable	Select
<input type="checkbox"/>		MostolesStore	Calle pintor rivera 5	-3.867814199999998	40.3296924	Madrid	Mostoles	Spain	Enable	Select

With manage stores you can create multiple store with store information like address, Google map, working days and hours.

[← Back](#)[Reset](#)[Save and Continue Edit](#)[Save Store](#)

STORE INFORMATION

Store Information

Time Schedule

Products of the store

Meta Information

Store Information

Store Name *

Store Email *

Url Key

Description

[Show / Hide Editor](#)

Paragraph

Font Family

Font Size

Paragraph

Font Family

Font Size

Paragraph

Font Family

Font Size

Paragraph

Font Family

Font Size

Path: p

Website Url

Facebook Url

Twitter Url

Status *

Disable ▾

Store Location Information

Address *

City *

Country *

▾

Page 6 of 19

Copyright © 2021. MageDelight. All Rights Reserved.

State

Zipcode *

Visible Contacts on Frontend Disable ▼

Telephone *

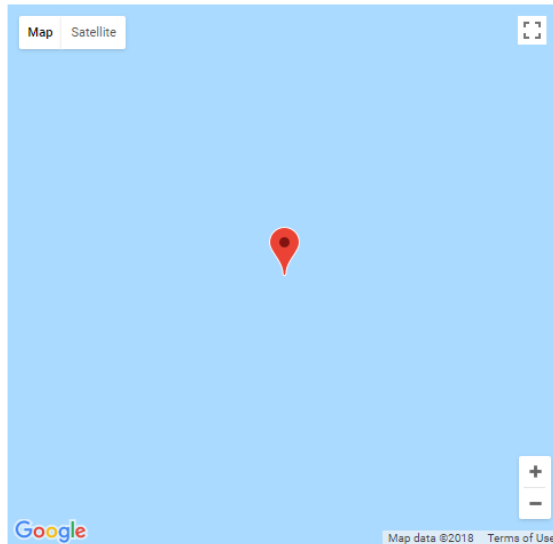
[Add More Contact](#)

Longitude *

Latitude *

Store Image Choose File No file chosen Allowed file types: jpg, jpeg, gif, png.

*Drag & Drop the pin to locate store accurately on map.



- **Store Name:** Define store name
- **URL Key:** Define SEO friendly URL key for store details page. If not defined, it would be auto generated from store name.
- **Store Description:** Describe store details to be shown on store detail page.
- **Website URL:** Store website URL if have any.
- **Facebook URL:** Facebook page to show link on store details page.
- **Twitter URL:** Twitter URL to show link on store details page.
- **Status:** Enable/Disable the store.
- **Address:** Define store address details with city, state, country, zip code. Based on given address, store will be located on google map.
- **Telephone:** You can add multiple phone number for store. Visible contact on frontend: Set visibility of phone number at frontend. Store Image: upload store image/icon.
- **Google Map:** Based on given address store will be located on google map. However you can use drag & drop feature to show map accurately on map. Longitude & latitude: Its value will be automatically set based on the store locate on google map. However you can edit if needed.

New Store

demo

← Back

Reset

Save and Continue Edit

Save Store

STORE INFORMATION

Store Information

Time Schedule

Products of the store

Meta Information

Time Schedule

Store Time

Days	Status	Open Time	Close Time	Action
Add Day				

- Time Schedule:** Here you can define the stores working days and working time of the store. You can define working time for each week day or even set close time too. As shown with below image

New Store

demo

← Back

Reset

Save and Continue Edit

Save Store

STORE INFORMATION

Store Information

Time Schedule

Products of the store

Meta Information

Choose products that available in this store. Conditions and condition combinations allow you to narrow selection down to a specific range of products

If ALL of these conditions are TRUE :

- Product of the store:** Select products of the store to display on the frontend. It would create a link on product detail page and on mouse hover user would get a list of products available in the store.

Page 8 of 19

Copyright © 2021. MageDelight. All Rights Reserved.

New Store

demo

← Back

Reset

Save and Continue Edit

Save Store

STORE INFORMATION

Store Information

Time Schedule

Products of the store

Meta Information

Meta Information

Meta Title

Meta Keywords

Meta Description

- **Meta data:** You can define Meta title, Meta keywords and Meta description for SEO purpose for each store detail page at frontend. As shown with below image.

Manage Holiday

demo

Add New Holiday

Search by keyword



Filters



Default View



Columns

Actions

7 records found

20

per page



1

of 1



<input type="checkbox"/>	ID	Holiday Name	Start From	End To	Status	Action
<input type="checkbox"/>	1	Battle of the Boyne	Jul 12,2016	Jul 12,2016	Enable	Select
<input type="checkbox"/>	2	Lailat al-Qadr	Jul 02,2016	Jul 02,2016	Enable	Select
<input type="checkbox"/>	4	Eid al-Fitr	Jul 06,2016	Jul 06,2016	Enable	Select
<input type="checkbox"/>	5	Pioneer Day	Jul 24,2016	Jul 24,2016	Enable	Select
<input type="checkbox"/>	6	Parents' Day	Jul 24,2016	Jul 24,2016	Enable	Select
<input type="checkbox"/>	7	National Korean War Veterans Armistice Day	Jul 27,2016	Jul 27,2016	Enable	Select
<input type="checkbox"/>	8	Republic day	Jan 26,2018	Jan 26,2018	Enable	Select

You can manage holidays for each individual store or all stores. You can create holiday for one day or vacation period for multiple days.

New Holiday

demo ▾

HOLIDAY INFORMATION

Holiday Information

Holiday Information

Holiday Name *

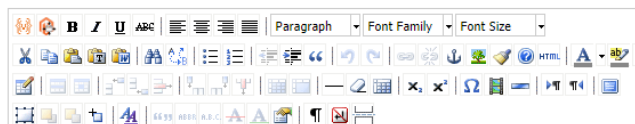
Store * ▾

Status * ▾

From Date 

To Date 

Comment



Path: p

Yearly Repetitive ☐

- **Holiday Name:** You can define
- **Store:** All Stores/Selected stores. You can have holiday for all store or select multiple stores.
- **Status:** Enable/Disabled holiday.
- **From Date:** Select holiday start date.
- **To date:** Select holiday end date.
- **Comment:** Specific not for holiday if have any.
- **Repeat Yearly:** If you check this check box, particular holiday will repeat every year on same date. For example you can define 1st Jan New Year holiday, and mark this day to repeat every year.

Manage Tag

Manage Tag

demo ▾

Search by keyword



Filters



Default View ▾



Columns ▾

Actions ▾

3 records found

20 ▾

per page



1

of 1



	ID	Store Image	Store Name	Status	Action
<input type="checkbox"/>	1		Donuts	Disable	Select ▾
<input type="checkbox"/>	2		Gift cards	Disable	Select ▾
<input type="checkbox"/>	3		Video gallery	Disable	Select ▾

Manage tags allows admin to assign stores to each tag. This would display tags on frontend and user can filter the stores using tags.

New Tag

demo ▾

TAG INFORMATION

General Information

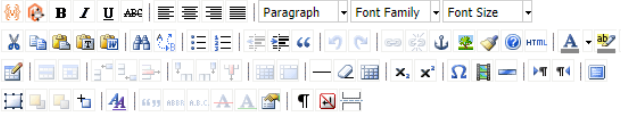
Stores of Tag

Tag Information

Tag Name *

Description

Show / Hide Editor



Path: p

Tag Image *

No file chosen

Status *

Disable ▾

- **General Information:** Add tag name, description and image which would get displayed on front-end. Status can be enabled/disabled to display or not on the front-end.

New Tag

demo

← Back

Reset

Save and Continue Edit

Save Tag

TAG INFORMATION

General Information

Stores of Tag

Search

Reset Filter

0 records found

20

▼

per page

<

1

of 1

>

<input checked="" type="checkbox"/>	ID	↑	name	Name	City	Status
Yes	From					
	To					

We couldn't find any records.

- Store of Tag:** Assign store(s) to each tag. This would display list of stores assigned to it when user clicks on any tag. (Helps narrow down the store search)

Store Pickup Shipping Method

SALES

Shipping Methods

Storepickup Shipping Method

Enabled [website] Yes

Title [store view] In Store Pick-Up

Method Name [store view] StorePickup

Type [website] Per Order

Price [website] 0

Calculate Handling Fee [website] Fixed

Handling Fee [website] 10

Shipping off Days [store view] 5
Shipping off Days from current Date.

Displayed Error Message [store view] This shipping method is not available. To use this shipping method, please contact us.

Ship to Applicable Countries [website] All Allowed Countries

Ship to Specific Countries [website]

Afghanistan
Åland Islands
Albania
Algeria
American Samoa
Andorra
Angola
Anguilla
Antarctica
Antigua & Barbuda

Sort Order [website] 0

You can configure store pickup shipping method from Configuration > Sales > Shipping Method.

- **Enable:** Enable/Disable shipping method.
- **Title:** Shipping title.
- **Method Name:** Shipping method name.
- **Type:** None/ Per Item/ Per Order. Price will be calculated based on type selected here.
- **Price:** Price of shipment.
- **Calculate Handling Fee:** Fixed/Percentage. Calculate handling fee can be fixed amount or percentage of total shipping price.
- **Handling Fee:** Can have fix amount of charge or can be 0 to 100% of shipping price based on handling fee calculation.
- **Shipping off Days:** Shipping off Days from current Date. Number of days after you can pick up order from store.
- **Display Error Message:** Regional error message can be set for order.
- **Ship to Applicable Countries:** All allowed countries / Specific countries.
- **Ship to Specific Countries:** Select allowed counties, applicable to specific countries.
- **Sort Order:** Shipping method order number to be show on checkout.


Frontend Functionality


Store Pickup

Radius


RESET SEARCH

Store List5 stores

**MostolesStore**
Calle pintor rivera 5
Mostoles
Madrid
Spain - 28933
Phone no:
999888777
[Street View](#) | [Direction](#)

**SMB**
Lot 5211A, Second Floor, Bandar
Utama City Centre, No. 1,
Petaling Jaya
Selangor
Malaysia - 47800
Phone no:
0425863258
0325863258
[Street View](#) | [Direction](#)

MapSatellite



Google

Map data ©2018 Google, INEGI Terms of Use


Once you configured the extension and create stores, the store will be listed on store locator page. The store locator link will be displayed on top links or with top menu, based on how it configured. Store locator page will be look like above image.

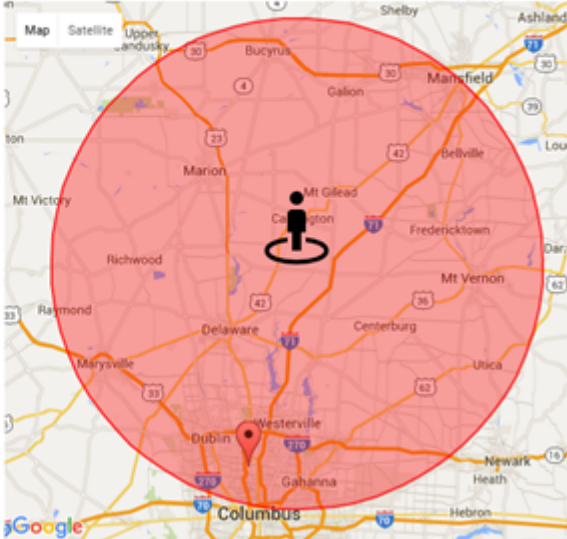
Store Locator

Radius

MapSatellite

Store List1 Stores

**Shop 99 - CL**
99 Estwood Ave
Columbus
United States
Phone no:
892-212-2332
[Street View](#) | [Direction](#)



Google

You can search nearest store with store search feature, user can use radius from to find nearest store from his current location. As shown with above image and location. It also helps to find direction from your current location or from particular location to particular store. Refer above image.

Store Pickup

GO BACK

Store Information



MostolesStore
Calle pintor rivera 5, Mostoles,
Madrid, Spain. - 28933
Phone no:
999888777



Enter a location

[Current Location](#)

Calle pintor rivera 5, Mostoles, Madrid, Spain. - 2

GO

Holiday

Battle of the Boyne	Thursday 12th July;	Closed
Lailat al-Qadr	Monday 2nd July;	Closed
Eid al-Fitr	Friday 6th July;	Closed
Pioneer Day	Tuesday 24th July;	Closed
Parents' Day	Tuesday 24th July;	Closed
National Korean War Veterans Armistice Day	Friday 27th July;	Closed



Comments

0 Comments

Sort by **Newest**



Add a comment...

☐ Also post on Facebook



Post

Facebook Comments Plugin


Store page will contain details of particular store with store description, address. You can also have the direction finder supported by map. It also includes working days & time details, upcoming holiday list.

- **Facebook Comment:** User can write comment about store using Facebook comment i.e. user needs to login using Facebook credentials and the one can write comment.



That also supports street view of store, as show with above image.

Product available in store(s)



Mona Pullover Hoodie

★★★★☆ 3 Reviews [Add Your Review](#)

\$57.00

IN STOCK
SKU#: WH01
Available at store

Shop 99

View store

Color

Size

XS
S
M
L
XL

Display list of stores on product detail page on mouse hover of "Available at store". I.e. the product is available in mentioned store(s).

Store Pickup shipping method

Shipping Methods

- | | | | |
|----------------------------------|---------|-------------|----------------------|
| <input type="radio"/> | \$10.00 | Fixed | Flat Rate |
| <input type="radio"/> | \$0.00 | Free | Free Shipping |
| <input checked="" type="radio"/> | \$11.00 | Storepickup | Storepickup Shipping |

Select Store

Shop 99 - NY

[Select Store by map](#)

Pickup date:

2016-06-28

Next

Based on the shipping method configuration, shipping method will be listed on checkout page. With store pickup shipping method customer will have list of all available store. Customer can choose nearest or most preferred store. After selecting store, customer can choose preferred date to order pickup using date picker. Date picker will only show available dates for particular date.

Select Store:

Search Box

Close

Apply



If customer is not aware which store is nearest from his/her location, he can check with map and select store from map only. As show with above image,

Payment & Shipping Method

Payment Information

Check / Money order

The order was placed using USD.

Shipping & Handling Information

Storepickup Shipping - Store pickup \$11.00

Pickup Store:

Shop 99 - NY

99 Street View

New York

United States

T: 789-789-7899, 123-456-7890

Pickup Date: Jun 26, 2016

Order page will show shipping details with store name, store address and pickup date. As shown with above reference image.



This Extension does not support checkout with multiple addresses

Demo

[Click here](#) to visit frontend.

[Click here](#) to visit backend admin panel.

FAQs

[Click here](#) to visit FAQs.

Support

[Click here](#) to raise a support ticket using your MageDelight account.

Additional Services

[Click here](#) to get the customized solution for this extension.

Thank you for choosing **MageDelight!**