


Advance Promotions - Magento 2

- [Installation](#)
- [Backend Configuration \(Admin side\)](#)
- [Backend Functionality](#)
 - [Most Cheapest Product Discount](#)
 - [Most Expensive Product Discount](#)
 - [First Order Discount](#)
 - [Discount on Each Spent](#)
 - [Buy X and Get Y Discount](#)
 - [Every Nth item Discount](#)
 - [Each Nth item Qty Discount](#)
 - [Buy X Get X Free](#)
 - [Each nth order discount](#)
 - [Discount on Related Product](#)
- [Frontend Functionality](#)
- [Demo](#)
- [FAQs](#)
- [Support](#)
- [Additional Services](#)



Installation

 Before installing the extension, please make sure to **Backup your web directory and store database**

- Unzip the extension package file into the root folder of your Magento 2 installation.
- Connect to SSH console of your server:
 - Navigate to the root folder of your Magento 2 setup
 - Run command as per below sequence,

```
php -f bin/magento setup:upgrade
```

```
php -f bin/magento module:enable Magedelight_SpecialPromo
```

```
php -f bin/magento setup:static-content:deploy
```

- Flush store cache
- log out from the backend and log in again

Backend Configuration (Admin side)

Display Configuration

Discount Button Style [store view]	Discount Popup	▼
Show Description [store view]	Yes	▼
Show Valid Till [store view]	Yes	▼

- **Discount Button Style:** Select the discount button style from given options as below,
 - **Default Discount:** It will display discount code as per Magento's default style
 - **Discount Popup:** Set if you want to display popup for discount code
- **Show Description:** Specify "Yes", if you want to display description for the discount code
- **Show Valid Till:** Specify "Yes", if you want to display validity of the discount code

Backend Functionality

Rule Information

Rule Name *

Description

Active * ☒ Yes

Websites *

Main Website
Website2



Customer Groups *

NOT LOGGED IN
General
Wholesale
Retailer

Coupon *

No Coupon

Uses per Customer

Usage limit enforced for logged in customers only.

From

To

Priority

- **Rule Name:** Specify Rule Name
- **Description:** Specify description for the rule you created
- **Active:** Specify "Yes", to enable rule, else "No" to disable the rule
- **Websites:** Select the website to apply this rule
- **Customer Groups:** Select the customer group to apply this rule, rule will be applied only to selected customer groups only
- **Coupon:** Select coupon to apply this rule, if "No Coupon" is selected then no coupon code required, if "Specific Coupon" option is selected then you will need coupon code to apply this discount rule.
- **Uses per Customer:** Specify uses per customer. i.e. How many times customer can use this code?
- **From:** Specify the date from the code is active
- **To:** Specify the date till the code is active
- **Priority:** Specify the priority of the code, in case of multiple codes to be applied

Actions

Apply

Discount Amount *

Maximum Qty Discount is Applied To

Discount Qty Step (Buy X)

Apply to Shipping Amount

Discard subsequent rules ☐

Advance Promotions

- Most Cheapest Product Discount
- Most Expensive Product Discount
- First Order Discount
- Discount on Each Spent
- Buy X Get Y Discount
- Every nth Item Discount
- Each nth Item Qty Discount

As a new discount rules, you will find option categorized under "MageDelight Special Promos", it has lart number of discount options apart from Magento's default options,

Most Cheapest Product Discount

Use this rule to apply discount on the cheapest product of the cart.

Actions

Apply

Discount Amount *

Maximum Qty Discount is Applied To

Minimum Cart Items

Discard subsequent rules ☒ Yes

Apply Calculation As

- **Apply:** Select "Most Cheapest Product Discount" rule from drop down.
- **Discount Amount:** Set discount amount for the cheapest item of the cart (For example, set "100" to give 100% discount or 100 as a fixed amount on the cheapest item).

- **Maximum Qty Discount is Applied To:** Number of cheapest item's quantity to apply discount on.
- **Minimum Cart Items:** Set the minimum number of items in the cart to apply the rule. If items in the cart are less than the defined Discount Qty Step number then this rule will not be applicable.
- **Discard subsequent rule:** Enable the condition to discard all other rules applied on the same items as this rule.
- **Apply Calculation as:**
 1. **Apply percentage of original:** Discount is applied as percentage on original price of the product(s)
 2. **Apply as percentage of final price:** Discount is applied as percentage on special price (price after any other discount if applied from admin) of the product(s)
 3. **Apply as fixed amount:** Apply discount as fixed amount set in "Discount Amount" field.

Scenario 1: Give discount or set the cheapest item of the cart as FREE.

If there is 1 item with the cheapest price in the cart, set Maximum Qty Discount to 1 then it will get applied to that item. If Maximum Qty Discount is set to 2 then also the discount will be applied to 1 cheapest item in the cart.

Scenario 2: Apply discount on 2 or more quantity of the cheapest item of the cart

If there is 1 item in cart with 3 quantity which is cheapest. As maximum discount quantity is set to 3 in backend, all 3 of them will be discounted.

Most Expensive Product Discount

Actions

Apply

Most Expensive Product Discount

Discount Amount *
100

Maximum Qty Discount is Applied To
1

Minimum Cart Items
1

Discard subsequent rules
☒ Yes

Apply Calculation As
Apply as percentage of final price

- **Apply:** Select "Most Expensive Product Discount" rule from dropdown.
- **Discount Amount:** Set discount amount for the most expensive item of the cart (For example, set "100" to give 100% discount or 100 as a fixed amount on the most expensive item).
- **Maximum Qty Discount is Applied To:** Number of most expensive item's quantity to apply discount on.
- **Minimum Cart Items:** Set the minimum number of items in the cart to apply the rule. If items in the cart are less than the defined Discount Qty Step number then this rule will not be applicable.
- **Discard subsequent rule:** Enable the condition to discard all other rules applied on the same items as this rule.
- **Apply Calculation as:**
 1. **Apply percentage of original:** Discount is applied as percentage on original price of the product(s)
 2. **Apply as percentage of final price:** Discount is applied as percentage on special price (price after any other discount if applied from admin) of the product(s)
 3. **Apply as fixed amount:** Apply discount as fixed amount set in "Discount Amount" field.


Scenario 1: Give discount or set the most expensive item of the cart as FREE

If there is 1 item with the most expensive item in the cart, set Maximum Qty Discount to 1 then it will get applied to that item. If Maximum Qty Discount is set to 2 then also the discount will be applied to 1 most expensive item in the cart.

Scenario 2: Apply discount on 2 or more quantity of the cheapest item of the cart

If there is 1 item in cart with 3 quantity which is most expensive. As maximum discount quantity is set to 3 in backend, all 3 of them will be discounted.

First Order Discount

Actions 

Apply First Order Discount ▼

Discount Amount *

Discard subsequent rules ☒ Yes


Apply Calculation As Apply as percentage of final price ▼

- **Apply:** Select "First Order Discount" from dropdown.
- **Discount Amount:** Set discount amount for the 1st order of customer. This rule is only for registered customers. (For example, set "10" to give 10% discount or 10 as a fixed amount on the first order).
- **Discard subsequent rule:** Enable the condition to discard all other rules applied on the same items as this rule.
- **Apply Calculation as:**
 1. **Apply percentage of original:** Discount is applied as percentage on original price of the product(s)
 2. **Apply as percentage of final price:** Discount is applied as percentage on special price (price after any other discount if applied from admin) of the product(s)
 3. **Apply as fixed amount:** Apply discount as fixed amount set in "Discount Amount" field.



First order discount rule would only work with registered user (Discount applied on first order only). It would not work for the guest users.

Discount on Each Spent

Actions 

Apply Discount on Each Spent ▼

Discount Amount *

Maximum Time(s) Discount is Applied To

Discard subsequent rules ☒ Yes

On Each Spent

Apply Calculation As Apply as percentage of final price ▼

- **Apply:** Select "Discount on Each Spent" from dropdown.
- **Discount Amount:** Set discount amount for each specified amount the user spends. (For example, set "10" to give 10% discount or 10 as a fixed amount on each specified amount the user spends).
- **Maximum Qty Discount Applied To:** Maximum time discount apply.

- **Discard subsequent rule:** Enable the condition to discard all other rules applied on the same items as this rule.
- **On Each Spent:** Specify the amount which the user spends.
- **Apply Calculation as:**
 1. **Apply percentage of original:** Discount is applied as percentage on original price of the product(s)
 2. **Apply as percentage of final price:** Discount is applied as percentage on special price (price after any other discount if applied from admin) of the product(s)
 3. **Apply as fixed amount:** Apply discount as fixed amount set in "Discount Amount" field.

Buy X and Get Y Discount

Actions

Apply
Buy X Get Y Discount

Discount Amount *
50

Discount Qty Step (Buy X)
2

Discard subsequent rules
☒ Yes

Apply Calculation As
Apply as percentage of final price

Y Qty
2

- **Apply:** Select "Buy X Get Y Discount" from dropdown.
- **Discount Amount:** Set discount amount. If user buys X and Y quantity of items specified then apply discount on Y. (Value of X and Y can be set from Action tab)
(For example, set "50" to give 50% discount or 50 as a fixed amount on Y products if user buys number of items specified for Discount Qty Step (Buy X)).
- **Discount Qty Step (Buy X):** Specify the quantity (X) of product(s) selected in Action tab. (Products can be selected from Action Tab.)
For example, if user purchases 2 quantity of product(s) selected in Action Tab then give \$50 fixed amount discount on products selected as value of Y with quantity 2.



To apply this rule, quantity of products X and Y should be same on front-end as mentioned by Admin in Discount Qty Step (Buy X) and (Get Y) Qty respectively.

i.e. Admin has configured Buy 4 quantity to Get 1 Free (here, X and Y product may vary) then If customer will add product X (4 quantity) and product Y (1 quantity) in front-end then only this rule will work.

- **Discard subsequent rule:** Enable the condition to discard all other rules applied on the same items as this rule.
- **Apply Calculation as:**
 1. **Apply percentage of original:** Discount is applied as percentage on original price of the product(s)
 2. **Apply as percentage of final price:** Discount is applied as percentage on special price (price after any other discount if applied from admin) of the product(s)
 3. **Apply as fixed amount:** Apply discount as fixed amount set in "Discount Amount" field.

Y Qty: Set quantity of product to apply discount on.



1. Quantity of product on which discount is being applied should be same as specified in Y Qty.
2. XY Combination is required when defining Buy X get Y Discount

Apply the rule only to cart items matching the following conditions (leave blank for all items).

If **ALL** of these conditions are **TRUE** :

SKU is 24-MB01 then Y SKU to discount 24-MB04



Action Tab:

Example,

Discount Qty Step (Buy X) = 2

If quantity of Product with SKU = 24-MB01 (i.e. X) is 2 and SKU with 24-UG06 (i.e. products to be discounted) is 2, then \$50 USD will be applied as fixed amount discount on 2 (i.e. Y) quantity of the products to be discounted.

Every Nth item Discount

Actions

Apply

Every nth Item Discount

Discount Amount *

10

Maximum Qty Discount is Applied To

2

Minimum Cart Items

0

Discard subsequent rules ☒ Yes

Apply Calculation As

Apply as percentage of final price

nth Item

0

- **Apply:** Select "Every Nth Item Discount" from dropdown.
- **Discount Amount:** Set a discount amount for every Nth item in the cart. (For example, set "10" to give 10% discount or 10 as a fixed amount on every Nth item in the cart).
- **Maximum Qty Discount Applied To:** Number of times the discount should be applied for every nth item in the cart. The rule will be applicable to cheapest nth item of the cart. For example, If there are 3 different products in the cart. Product A with Qty = 2 price = \$10, Product B with Qty = 2 Price = \$20 and Product C with Qty = 1 and price = \$50. Now, Maximum Qty Discount = 1 and Nth Qty = 5 then it will check for the total items in the cart and also the cheapest one. So here with above case the cheapest is product A with \$10. So it will get the discount as per discount amount.
- **Minimum Cart Items:** This specifies the number of valid items. If specified as 2 then minimum 2 valid products should be in the cart to apply this rule. Keep 0 (Zero) for no restriction for this rule.
- **Same steps will be followed to give discount to 2nd cheapest item in the cart if there are 10 items in the cart and maximum Qty Discount is set to 2.**
- **Discard subsequent rule:** Enable the condition to discard all other rules applied on the same items as this rule.
- **Apply Calculation as:**
 1. **Apply percentage of original:** Discount is applied as percentage on original price of the product(s)
 2. **Apply as percentage of final price:** Discount is applied as percentage on special price (price after any other discount if applied from admin) of the product(s)
 3. **Apply as fixed amount:** Apply discount as fixed amount set in "Discount Amount" field.

- **Nth Qty:** number of the item in the cart on which discount should be applied.

Each Nth item Qty Discount

Actions

Apply
Each nth Item Qty Discount

Discount Amount *
10

Maximum Qty Discount is Applied To
2

Minimum Cart Items
0

Discard subsequent rules
☒ Yes

Apply Calculation As
Apply as percentage of final price

nth Qty

- **Apply:** Select "Each Nth Item Discount" from dropdown.
- **Discount Amount:** Set discount amount for Nth Qty of each item in the cart. (For example, set "10" to give 10% discount or 10 as a fixed amount on each Nth Qty of each item in the cart).
- **Maximum Qty Discount Applied To:** Number of times the discount should be applied. For example, If there are 3 different products in the cart. Product A with Qty = 5 price = \$10, Product B with Qty = 5 Price = \$20 and Product C with Qty = 1 and price = \$50. Now, Maximum Qty Discount = 1 and Nth Qty = 5 then it will check for the quantity of each item in the cart. All items with 5 quantity will get discount set as discount amount. Here Product A and B will get the discount
- **Minimum Cart Items:** This specifies the number of valid items. If specified as 2 then minimum 2 valid products should be in the cart to apply this rule. Keep 0 (Zero) for no restriction for this rule.
- **Same steps will be followed if any item of the cart has 10 quantity and Maximum Qty is set to 2.**
- **Discard subsequent rule:** Enable the condition to discard all other rules applied on the same items as this rule.
- **Apply Calculation as:**
 - **Apply percentage of original:** Discount is applied as percentage on original price of the product(s)
 - **Apply as percentage of final price:** Discount is applied as percentage on special price (price after any other discount if applied from admin) of the product(s)
 - **Apply as fixed amount:** Apply discount as fixed amount set in "Discount Amount" field.
- **Nth Qty:** number of quantity of each item on which discount should be applied.

Buy X Get X Free

Actions

Apply
Buy X Get X Free

Discount Amount *
10

Discount Qty Step (Buy X)
0

Discard subsequent rules
☒ Yes

Apply Calculation As
Apply as percentage of final price

X Qty (Discount Product Qty)

- **Apply:** Select "Buy X Get X Free" from dropdown.
- **Discount Amount:** Set discount amount for the same X product in the cart. (For example, set "10" to give 10% discount or 10 as a fixed amount and buy 2 and get 1 at 10% off on product price).
- **Discount Qty Step (Buy X):** Specify the quantity (X) of product(s) to be purchased.
- **Same steps will be followed one more time if Maximum Qty is set to 6.**
- **Discard subsequent rule:** Enable the condition to discard all other rules applied on the same items as this rule.
- **Apply Calculation as:**
 - **Apply percentage of original:** Discount is applied as percentage on original price of the product(s).
 - **Apply as percentage of final price:** Discount is applied as percentage on special price (price after any other discount if applied from admin) of the product(s).
 - **Apply as fixed amount:** Apply discount as fixed amount set in "Discount Amount" field.
- **X Qty (Discount Product Qty):** number of product quantity on which discount should be applied.

Each nth order discount

Actions

Apply
Each nth Order Discount

Discount Amount *
10

Maximum Order Discount is Applied To
2

Discard subsequent rules
☒ Yes

Apply Calculation As
Apply as percentage of final price

nth Order
2

- **Apply:** Select "Each nth Order Discount" from dropdown.
- **Discount Amount:** Set discount amount for the nth order. (For example, set "10" to give 10% discount or 10 as a fixed amount to give discount on 2th and 4th order).
- **Maximum Qty Discount Applied To:** Number of times the discount should be applied. For example, If it is set to 10 and nth order is set to 2 then each 2nd order i.e. 2nd, 4th, 8th and 10th will be given discount. Keep 0 (Zero) for no restriction for this rule.

- **Discard subsequent rule:** Enable the condition to discard all other rules applied on the same items as this rule.
- **Apply Calculation as:**
 - **Apply percentage of original:** Discount is applied as percentage on original price of the product(s).
 - **Apply as percentage of final price:** Discount is applied as percentage on special price (price after any other discount if applied from admin) of the product(s).
 - **Apply as fixed amount:** Apply discount as fixed amount set in "Discount Amount" field.
- **nth Order:** number of nth order on which discount should be applied.

Discount on Related Product

Actions

Apply
Discount on Related Product

Discount Amount *
10

Maximum Qty Discount is Applied To
2

Discard subsequent rules
☒ Yes

Apply Calculation As
Apply as percentage of final price

- **Apply:** Select "Discount on Related Product" from dropdown.
- **Discount Amount:** Set discount amount to apply on related products added in the cart. (For example, set "10" to give 10% discount or 10 as a fixed amount to give discount related products).
- **Maximum Qty Discount Applied To:** Number of quantity of related products on which discount should be applied. For example, If it is set to 10 then discount will be applied on 10 related products in the cart. Keep 0 (Zero) for no restriction for this rule.
- **Discard subsequent rule:** Enable the condition to discard all other rules applied on the same items as this rule.
- **Apply Calculation as:**
 - **Apply percentage of original:** Discount is applied as percentage on original price of the product(s).
 - **Apply as percentage of final price:** Discount is applied as percentage on special price (price after any other discount if applied from admin) of the product(s).
 - **Apply as fixed amount:** Apply discount as fixed amount set in "Discount Amount" field.

Discount on dynamic subtotal

Actions

Apply
Discount on Dynamic Subtotals

Discard subsequent rules
☒ Yes

Subtotal Wise Discount

Subtotal From *	Subtotal To *	Discount *	Actions
0	100	10	
Add			

Apply Calculation As
Apply as percentage of final price

- **Apply:** Select "Discount on Dynamic Subtotal" from dropdown.

- **Discard subsequent rule:** Enable the condition to discard all other rules applied on the same items as this rule.
- **Subtotal Wise Discount:** Specify the subtotal discount slab with discount amount.
- **Apply Calculation as:**
 - a. **Apply percentage of original:** Discount is applied as percentage of the original product(s) price subtotal.
 - b. **Apply as percentage of final price:** Discount is applied as percentage on Subtotal.
 - c. **Apply as fixed amount:** Apply discount as fixed amount set in "Discount" field.

Frontend Functionality

APPLY A COUPON

Enter Coupon code

buy3get2free

OR

☐

expensv10%Off

Most expensive item 10% off

Valid Till 23rd May, 2018

☒

buy3get2free

Buy 3 bags and get 2 water bottle free

Valid Till 30th May, 2018

APPLY DISCOUNT

CANCEL COUPON



This will only work as auto apply promo feature and does not support promo code.



If Merchant has configured "Discount Button Style" as "Popup" then user will get popup on cart page to apply discount codes.

Popup will display coupon code which are allowed for the products. User just need to select from listed codes and apply to avail the discount. If the discount code is not listed then also user can enter it manually to avail the discount.

Click on **APPLY DISCOUNT** button to apply discount coupon

Click on **CANCEL COUPON** button to cancel selected coupon

Demo

[Click here](#) to visit frontend.

[Click here](#) to visit backend admin panel.

FAQs

[Click here](#) to visit FAQs.

Support

[Click here](#) to raise a support ticket using your MageDelight account.

Additional Services

[Click here](#) to get the customized solution for this extension.

Thank you for choosing **MageDelight!**
