

Areeba Payment Gateway Extension for Magento 2

- [Installation](#)
- [Backend Configuration \(Admin side\)](#)
- [Backend Functionality](#)
- [Frontend Functionality](#)
- [Demo](#)
- [FAQs](#)
- [Support](#)
- [Additional Services](#)



Installation



Before installing the extension, please make sure to **Backup your web directory and store database**



You will require to install MageDelight Base Extension first. If it is not installed then please download it from <https://www.magedelight.com/pub/extensions/magedelight-base.zip> and unzip the package file into the root folder of your Magento 2 installation.



Root Directory is - "**app/code/magedelight/#YourExtensionName#**"

- Unzip the extension package file into the root folder of your Magento 2 installation.
- Connect to SSH console of your server:
 - Navigate to the root folder of your Magento 2 setup
 - Run command as per below sequence,

```
php bin/magento setup:upgrade
```

```
php bin/magento setup:di:compile
```

```
php bin/magento setup:static-content:deploy
```

```
php bin/magento cache:clean
```

- log out from the backend and log in again



If you are using Magento 2.3 or later then you do not need to activate license. Extension will be activated with silent activation mechanism and does not require activation keys to be entered manually.

Backend Configuration (Admin side)

Areeba Payment By MageDelight

Enable
[website] Yes

Title
[store view] Areeba Payment By MageDelight

Merchant Name
[store view] Your merchant name
Display your brand and business details during the payment interaction

Merchant Id
[website] TEST222202131003

Password
[website]

Order Token
[website] md
this token will append into order id for avoid duplicate order id for sandbox. Keep blank this value for live mode

Test Mode
[website] Yes


Debug
[website] Yes

New Order Status
[website] Processing

Sort Order
[website] 2

- **Enable** : This can enable/disable the Areeba Payment method.
- **Vault Enable** : This can enable / disable Default Magento Vault.
- **Title**: Here you can define the label for Areeba Payment method that will display in
 1. Payment section of one page checkout.
 2. Payment information of order, invoice, credit memo and shipment section.
- **Merchant Name** : Display your brand and business details during the payment interaction.
- **Merchant ID** : Merchant can define Transaction ID that is associated with current Areeba Payment method.
- **Password** : Merchant can define password that is associated with current Areeba merchant account.
- **Order Token** : This token will append into order id for avoid duplicate order id for sandbox. Keep blank this value for live mode.
- **Test Mode**: Admin can define the mode of Areeba Payment method of web shop. Merchant can set either "Yes"/ "No" for this option depends on the environment of web shop (Production or Development).

- **Debug:** This option defines the debugging mode of Areeba payment method. Admin can choose “Yes / No” depending on the Production / Development environment if web site. Normally this option should only enabled for development environment.
- **New Order Status:** This option defined the order status after successful processing the order.
 1. Processing
 2. Suspected Fraud
- **Sort Order:** This option defined the sort order of payment method on the payment step on checkout one page of frontend.



Country Specific Settings

Payment from Applicable Countries
[website]

All Allowed Countries ▼

Payment from Specific Countries
[website]

Anguilla

Antarctica

Antigua & Barbuda

Argentina

Armenia

Aruba

Australia

Austria

Azerbaijan

Bahamas

- **Payment from Applicable Countries:** This option allow admin to configure Areeba payment gateway for specific countries,
 - By selecting “All Allowed Countries” from this option will make Areeba payment method for customers from all the countries
 - By selecting “Specific Countries” from this option will make Areeba payment method for customers from specific countries.
- **Payment from Specific Countries:** This option will only enabled if “Payment from Applicable Countries” option will set to “Specific Countries”.
This option will be multi select option so admin can choose one or more countries from this fields for which this payment method will be display on payment section.

Backend Functionality

[← Back](#)[Login as Customer](#)[Send Email](#)[Credit Memo](#)[Reorder](#)

ORDER VIEW

[Information](#)[Invoices](#)[Credit Memos](#)[Shipments](#)[Comments History](#)[Transactions](#)

Order & Account Information

Order # ORDST000000156 (The order confirmation email is not sent)

Order Date Jul 26, 2021, 11:39:57 PM

Order Status Complete

Purchased From Main Website
Main Website Store
Default Store View

Placed from IP 202.131.115.180 (202.131.115.180)

Account Information [Edit Customer](#)

Customer Name Veronica Costello

Email roni_cost@example.com

Customer Group Silver Membership

Address Information

Billing Address [Edit](#)Veronica Costello
6146 Honey Bluff Parkway
Calder, Michigan, 49628-7978
United States
T: (555) 229-3326Shipping Address [Edit](#)Veronica Costello
6146 Honey Bluff Parkway
Calder, Michigan, 49628-7978
United States
T: (555) 229-3326

Payment & Shipping Method

Payment Information

Areeba Payment By MageDelight

Authorization Code: 131184

Card Number: 512345xxxxxx2346

Expiry Date: 5-21

Card Holder Name: test

transactionid: 123456789

receipt: 120806131184

terminal: AUD52102

The order was placed using USD.

Shipping & Handling Information

Flat Rate - Fixed \$5.00

Admin can also view the payment details used by customer during order placed from website. Admin can see the payment information for specific order like "Credit Card Type", Credit card number with masked format, total processed amount on the card, Areeba gateway generated transaction id, Order Reference and the currency format in which order was placed.

Payment & Shipping Method

Payment Information

Areeba Payment By MageDelight

Authorization Code: 131184

Card Number: 512345xxxxxx2346

Expiry Date: 5-21

Card Holder Name: test

transactionId: 123456789

receipt: 120806131184

terminal: AUD52I02

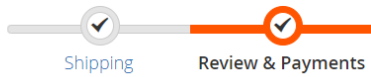
The order was placed using USD.

Shipping & Handling Information

Flat Rate - Fixed \$5.00

Admin can check payment method used while placing an order on order details page.

Frontend Functionality



Payment Method

☐ VISA ending 1111 (expires: 02/2025)

Select a new payment method

☐ Brain tree payment

☐ Check / Money order

☐ Bank Transfer Payment

☐ Cash On Delivery

☒ Areeba Payment By MageDelight

☒ My billing and shipping address are the same

Veronica Costello
6146 Honey Bluff Parkway
Calder, Michigan 49628-7978
United States
(555) 229-3326

Place Order

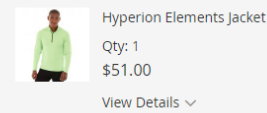
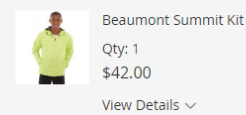
[Apply Discount Code](#) ▾

Order Summary

Cart Subtotal	\$93.00
Shipping	\$10.00
Flat Rate - Fixed	
Tax	\$7.67

Order Total \$110.67

2 Items in Cart



Ship To:

Veronica Costello
6146 Honey Bluff Parkway
Calder, Michigan 49628-7978
United States
(555) 229-3326

Shipping Method:

Flat Rate - Fixed

Customer will get option to pay using Areeba Payment method as shown in above image. Customer can check "Save for later use" checkbox to save current card for future purchases. Card details will be stored on Areeba payment server.

[My Account](#)

[My Orders](#)

[My Downloadable Products](#)

[My Wish List](#)

[Address Book](#)

[Account Information](#)

[Stored Payment Methods](#)

[My Product Reviews](#)

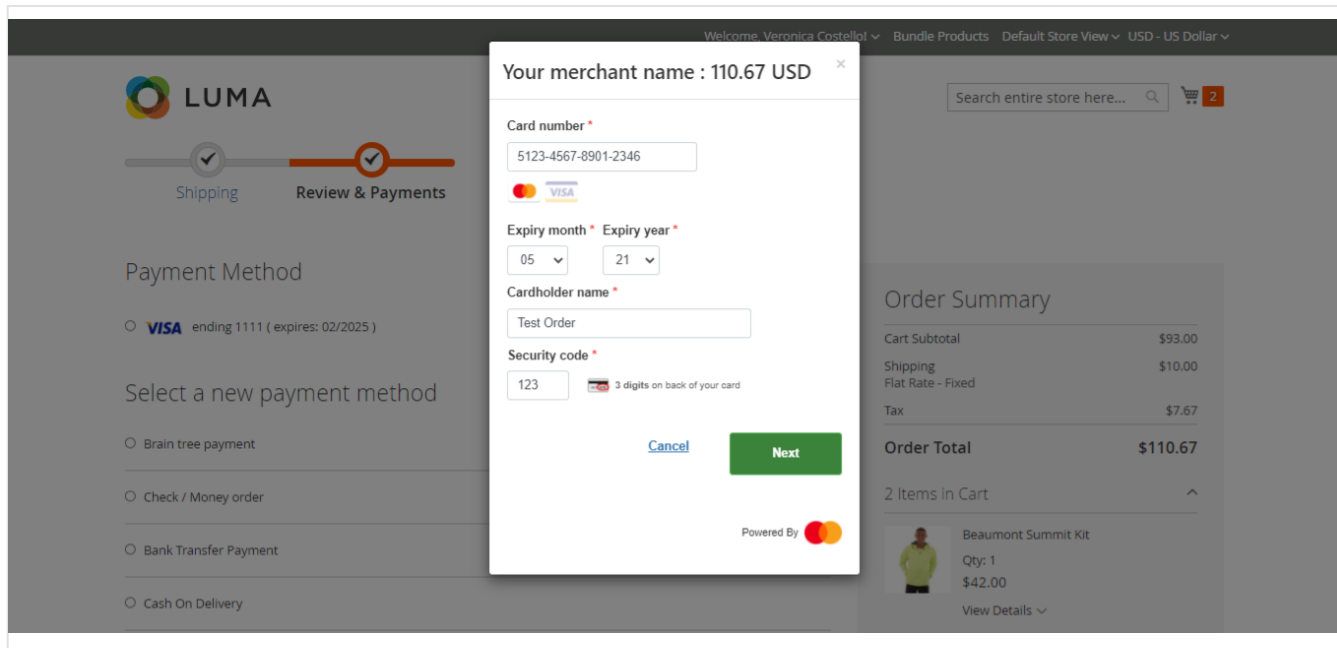
[Newsletter Subscriptions](#)

[Compare Products](#)

Stored Payment Methods

Card Number	Expiration Date	Type	
ending 1111	0425	VISA	Delete

Customer is allowed to delete the card details from " My Account" section.



3D Security: The extension supports Areeba 3D secure payment. It's an additional layer of security during the Card payment process when shopping online. The page itself is managed by the bank & is independent to the merchant's website but the authentication itself is done by VISA or MasterCard (depending on your card). Depending on your bank you may be requested to input the 3Ds password or a dynamic OTP (one time password) send to your mobile phone each time you attempt to make a payment.

Demo

[Click here](#) to visit frontend.

[Click here](#) to visit backend admin panel.

FAQs

[Click here](#) to visit FAQs.

Support

[Click here](#) to raise a support ticket using your MageDelight account.

Additional Services

[Click here](#) to get the customized solution for this extension.

Thank you for choosing **MageDelight!**